



GM Daily Overview | Grosvenor Operational Performance



Monday | 30 March 2020

5

Total Harm Free Days



Total TRC Free Days

48



16,770

LW Last 24hrs Tonnes

287,045

LW MTD Tonnes

Dev Last 24hrs Metres

74.1

Dev MTD Metres

1,219.0





Grosvenor | Total ROM Production Distribution (MOP vs. Actual)

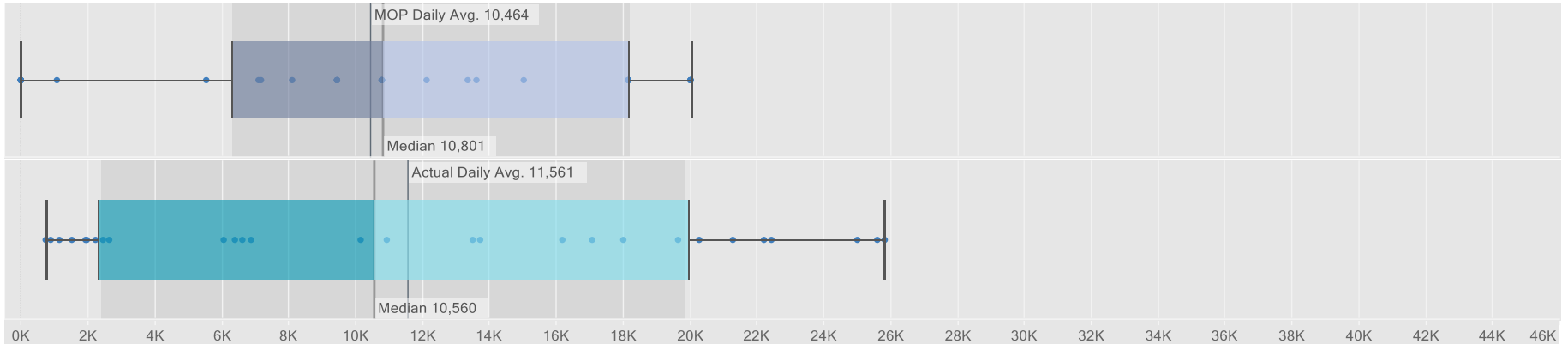


30 March 2020

Week 14

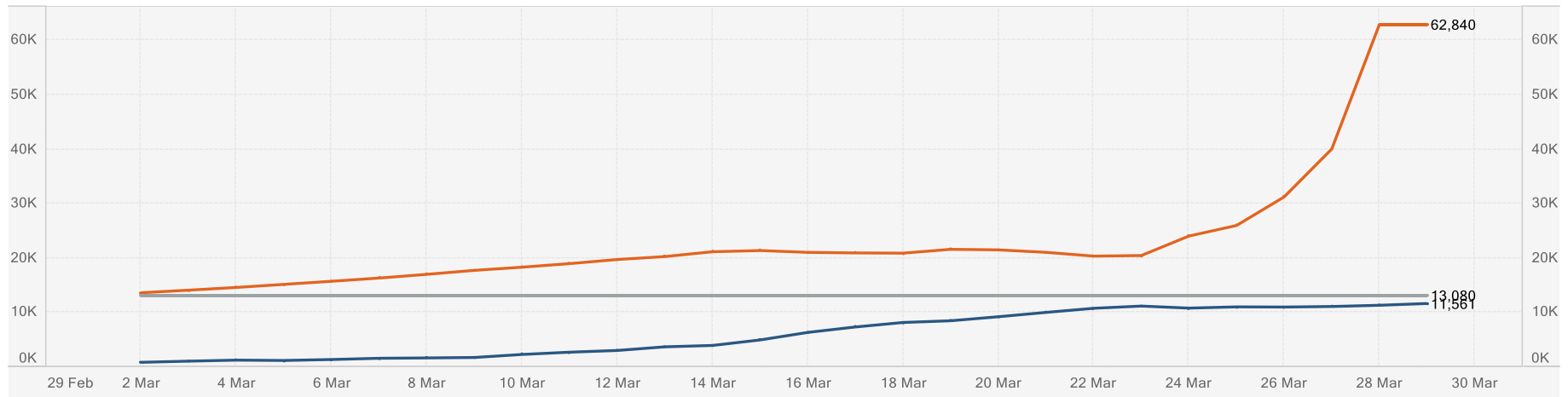
ROM MOP Last 24hrs
18,184

ROM Actual Last 24hrs
19,161



ROM Target (MOP)	ROM MTD (MOP)	ROM MTD (Actual)	ROM MTD (Variation)
366,241	366,241	323,699	-42,543
ROM Daily Avg. Target (MOP)	ROM Daily Avg. MTD (MOP)	ROM Daily Avg. MTD (Actual)	ROM Daily Avg. Required (To Achieve MOP)
13,080	13,080	11,561	
2020EOY MOP ROM Target (Remaining)	ROM YTD (Actual)	ROM YTD Daily Avg. (MOP)	ROM YTD Daily Avg. (Actual)
6,499,038	559,224	5,021	6,283

■ ROM MOP Daily Avg. (Target)
 ■ ROM MTD Daily Avg. (Actual)
 ■ ROM Remaining Daily Avg. (Required)





Grosvenor | Total LW Production Distribution (MOP vs. Actual)

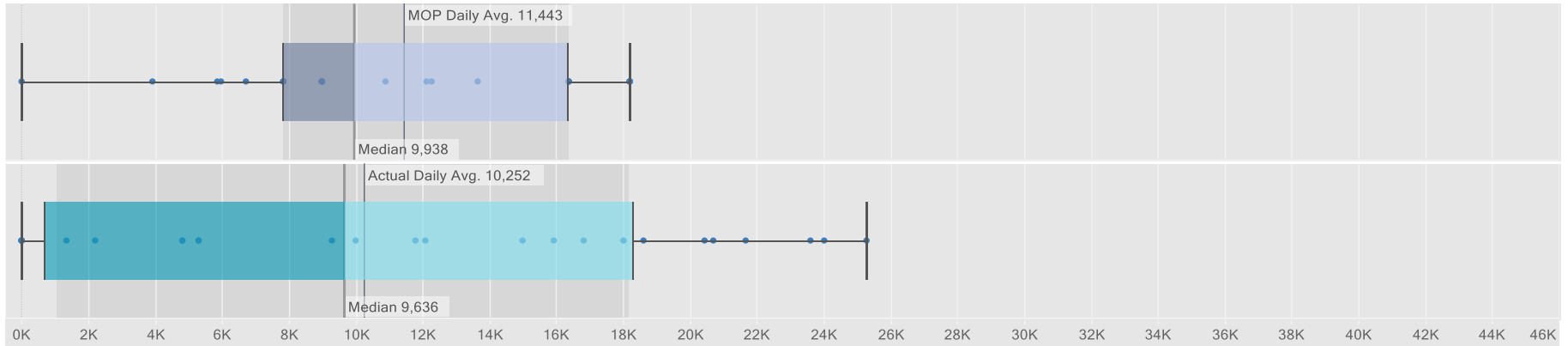


30 March 2020

Week 14

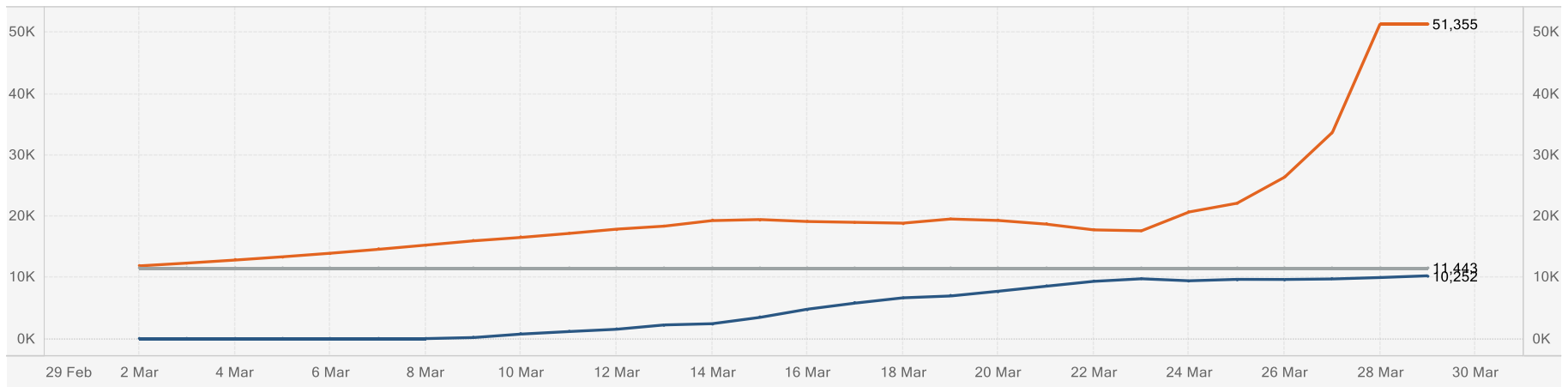
LW MOP Last 24hrs
16,356

LW Actual Last 24hrs
16,770



LW Target (MOP)	LW MTD (MOP)	LW MTD (Actual)	LW MTD (Variation)
320,404	320,404	287,045	-33,359
LW Daily Avg. Target (MOP)	LW Daily Avg. MTD (MOP)	LW Daily Avg. MTD (Actual)	LW Daily Avg. Required (To Achieve MOP)
11,443	11,443	10,252	
LW YTD Target (MOP)	LW YTD (Actual)	LW YTD Daily Avg. (MOP)	LW YTD Daily Avg. (Actual)
320,404	431,604	3,600	4,849

■ LW MOP Daily Avg. (Target)
 ■ LW MTD Daily Avg. (Actual)
 ■ LW Remaining Daily Avg. (Required)





Grosvenor | Total Development Metres Distribution (MOP vs. Actual)

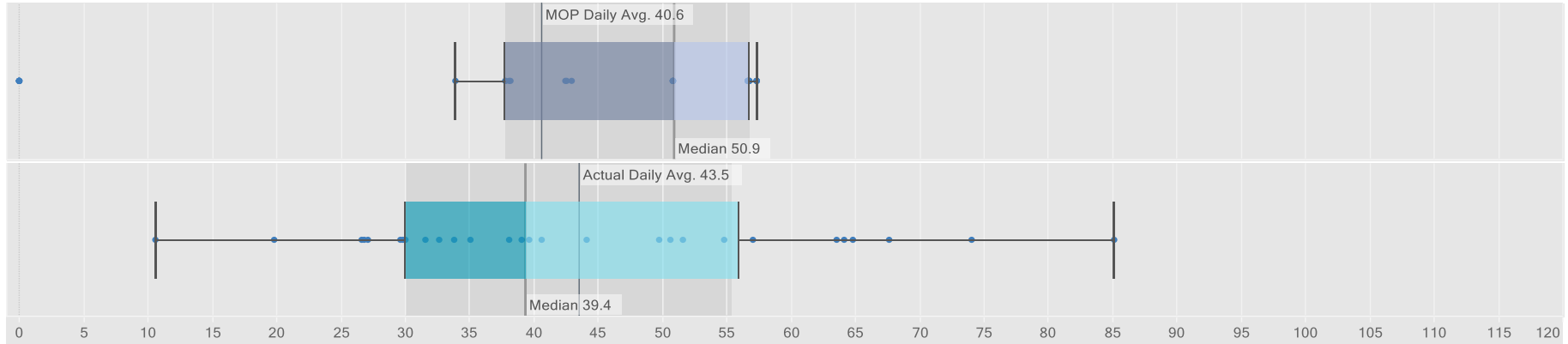


30 March 2020

Week 14

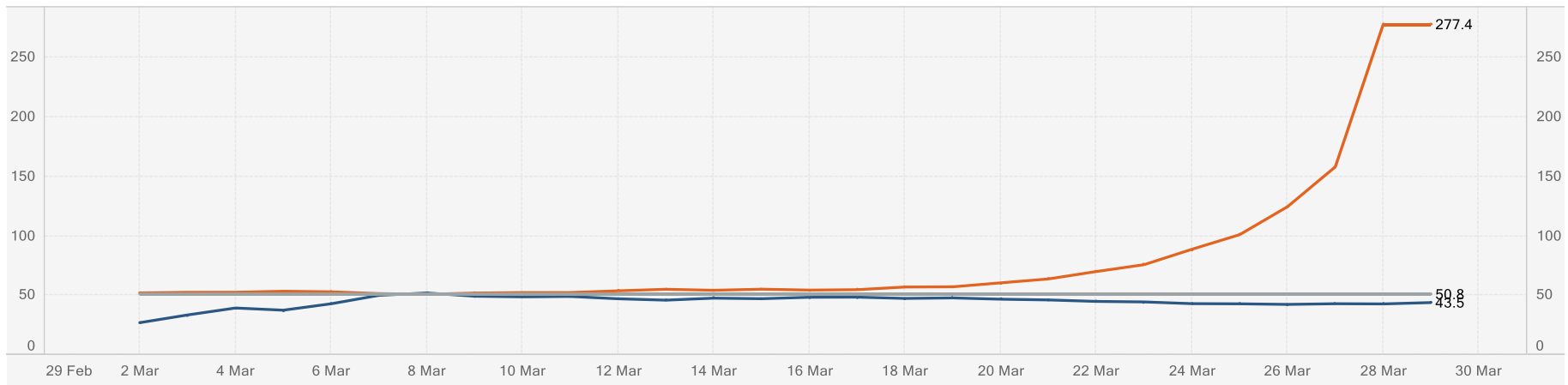
Dev MOP Last 24hrs
57.0

Dev Actual Last 24hrs
74.0



Dev Target (MOP)	Dev MTD (MOP)	Dev MTD (Actual)	Dev MTD (Variation)
1,422	1,422	1,219.0	-203.0
Dev Daily Avg. Target (MOP)	Dev Daily Avg. MTD (MOP)	Dev Daily Avg. MTD (Actual)	Dev Daily Avg. Required (To Achieve MOP)
50.8	50.8	43.5	
Dev YTD Target (MOP)	Dev YTD (Actual)	Dev YTD Daily Avg. (MOP)	Dev YTD Daily Avg. (Actual)
3,940	3,954	44.3	44.4

■ Dev MOP Daily Avg. (Target)
 ■ Dev MTD Daily Avg. (Actual)
 ■ Dev Remaining Daily Avg. (Required)



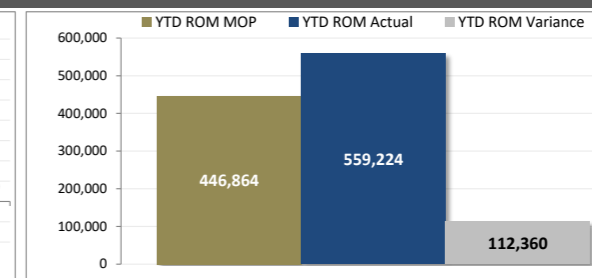
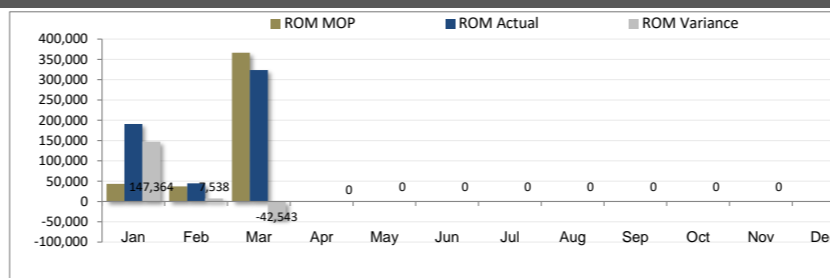


Grosvenor | Production Forecast



Monday | 30 March 2020

2020 EOY MOP ROM Target	7,058,262	Longwall t/sh - Forecast	2,003.41
YTD ROM Tonnes	559,224	Mains Development t/m	30.82
Remaining ROM To Achieve BP	6,499,038	105 Development t/m	31.98
Production Days Remaining	276	106 Development t/m	32.47
Daily ROM Requirement	23,547		



ROM Total Tonnes			Development								Longwall							
Date Range	MOP	Actual	Metres		Tonnes		Mains		MG105		MG106		LW104 Tonnes		LW104 Shears		Operating Time	
			MOP	Actual	MOP	Actual	MOP	Actual	MOP	Actual	MOP	Actual	MOP	Actual	Shift Report	Citect		
Monday 02 Mar20	1,093.57	746.73	33.9	23.00	1,093.57	746.73	0.0	0.00	14.8	0.00	19.1	23.00	0.00	0.00	0.0	0.00	0.00	0.00
Tuesday 03 Mar20	5,557.36	1,168.80	50.9	36.00	1,640.36	1,168.80	0.0	0.00	22.2	0.00	28.7	36.00	3,917.01	0.00	2.0	0.00	0.00	0.00
Wednesday 04 Mar20	9,474.37	1,525.93	50.9	47.00	1,640.36	1,525.93	0.0	0.00	22.2	0.00	28.7	47.00	7,834.01	0.00	3.9	0.00	0.00	0.00
Thursday 05 Mar20	7,105.78	896.02	38.1	28.00	1,230.27	896.02	0.0	0.00	16.6	27.00	21.5	1.00	5,875.51	0.00	2.9	0.00	0.00	0.00
Friday 06 Mar20	9,474.37	1,960.13	50.9	60.50	1,640.36	1,960.13	0.0	0.00	22.2	8.50	28.7	52.00	7,834.01	0.00	3.9	0.00	0.00	0.00
Saturday 07 Mar20	9,474.37	2,627.43	50.9	81.50	1,640.36	2,627.43	0.0	0.00	22.2	38.50	28.7	43.00	7,834.01	0.00	3.9	0.00	0.00	0.00
Sunday 08 Mar20	9,474.37	1,934.96	50.9	60.00	1,640.36	1,934.96	0.0	0.00	22.2	27.00	28.7	33.00	7,834.01	0.00	3.9	0.00	0.00	0.00
Survey Adjustment	Sur Adj	43.0		25.40		42.99		0.00		9.10		16.30		0.00		0.00	0.00	0.00
TOTAL WEEK 10	51,654.19	10,902.99	326.3	361.40	10,525.63	10,903.00	0.00	0.00	142.4	110.10	183.91	251.30	41,128.55	0.00	20.53	0.00	0.00	0.00
Monday 09 Mar20	7,200.44	1,572.00	37.8	32.00	1,219.06	1,030.24	0.0	0.00	17.3	18.00	20.5	14.00	5,981.38	541.76	3.0	1.00	3.30	2.20
Tuesday 10 Mar20	10,800.66	5,983.00	56.7	46.50	1,828.59	1,499.56	0.0	0.00	26.0	21.00	30.7	25.50	8,972.07	4,483.44	4.5	3.40	7.40	7.00
Wednesday 11 Mar20	10,800.66	5,750.00	56.7	54.00	1,828.59	1,736.78	0.0	0.00	26.0	34.00	30.7	20.00	8,972.07	4,013.22	4.5	3.00	4.70	4.30
Thursday 12 Mar20	8,100.49	5,417.00	42.5	29.50	1,371.44	953.66	0.0	0.00	19.5	8.50	23.0	21.00	6,729.05	4,463.34	3.4	1.80	4.30	5.90
Friday 13 Mar20	10,800.66	10,317.00	56.7	35.00	1,828.59	1,136.33	0.0	0.00	26.0	0.00	30.7	35.00	8,972.07	9,180.67	4.5	5.20	7.70	7.00
Saturday 14 Mar20	10,800.66	6,260.00	56.7	70.00	1,828.59	2,263.97	0.0	0.00	26.0	18.00	30.7	52.00	8,972.07	3,996.03	4.5	3.00	3.80	2.70
Sunday 15 Mar20	10,800.66	17,388.00	56.7	43.00	1,828.59	1,387.37	0.0	0.00	26.0	18.00	30.7	25.00	8,972.07	16,000.63	4.5	10.40	8.90	8.80
Survey Adjustment	Sur Adj	4,527.00		-16.30		-1,192.90		0.00		-13.50		-2.80		5,720.90		-0.60	-0.10	0.20
TOTAL WEEK 11	69,304.21	57,214.00	363.9	293.70	11,733.44	8,815.00	0.00	0.00	166.7	104.00	197.18	189.70	57,570.76	48,400.00	28.74	27.20	40.00	38.10
Monday 16 Mar20	13,361.32	22,293.00	38.2	74.00	1,231.39	2,395.77	0.0	0.00	20.6	14.00	17.6	60.00	12,129.93	19,897.23	6.1	12.00	10.10	10.00
Tuesday 17 Mar20	20,041.99	18,905.00	57.4	59.00	1,847.09	1,905.87	0.0	0.00	30.9	20.00	26.5	39.00	18,194.89	16,999.13	9.1	9.00	8.90	8.00
Wednesday 18 Mar20	20,041.99	17,993.00	57.4	39.00	1,847.09	1,257.02	0.0	0.00	30.9	19.00	26.5	20.00	18,194.89	16,735.98	9.1	8.80	8.40	8.20
Thursday 19 Mar20	15,031.49	10,441.00	43.0	64.00	1,385.32	2,070.62	0.0	0.00	23.2	15.00	19.8	49.00	13,646.17	8,370.38	6.8	4.80	6.30	6.40
Friday 20 Mar20	20,041.99	19,131.00	57.4	36.00	1,847.09	1,161.55	0.0	0.00	30.9	15.00	26.5	21.00	18,194.89	17,969.45	9.1	9.40	12.10	11.80
Saturday 21 Mar20	20,041.99	21,716.00	57.4	43.00	1,847.09	1,386.40	0.0	0.00	30.9	20.00	26.5	23.00	18,194.89	20,329.60	9.1	11.80	12.60	11.90
Sunday 22 Mar20	20,041.99	22,517.00	57.4	29.00	1,847.09	938.15	0.0	0.00	30.9	7.00	26.5	22.00	18,194.89	21,578.85	9.1	11.60	14.20	13.30
Survey Adjustment	Sur Adj	23,217.00		-64.30		-2,721.39		0.00		-7.30		-57.00		25,938.39		-10.40	0.00	0.45
TOTAL WEEK 12	128,602.74	156,213.00	368.0	279.70	11,852.17	8,394.00	0.00	0.00	198.2	102.70	169.77	177.00	116,750.57	147,819.00	58.28	57.00	72.60	70.05
Monday 23 Mar20	12,122.63	18,520.00	37.8	35.00	1,218.34	1,127.88	0.0	0.00	20.6	17.50	17.2	17.50	10,904.29	17,392.12	5.4	9.00	10.20	9.90
Tuesday 24 Mar20	18,183.95	1,327.00	56.7	10.50	1,827.52	335.83	0.0	0.00	31.0	10.50	25.8	0.00	16,356.44	991.17	8.2	0.00	0.00	0.00
Wednesday 25 Mar20	18,183.95	15,047.00	56.7	39.00	1,827.52	1,266.20	0.0	0.00	31.0	0.00	25.8	39.00	16,356.44	13,780.80	8.2	7.20	9.70	9.50
Thursday 26 Mar20	13,637.96	9,020.00	42.6	30.00	1,370.64	971.58	0.0	0.00	23.2	5.00	19.3	25.00	12,267.33	8,048.42	6.1	4.00	8.10	6.60
Friday 27 Mar20	18,183.95	12,390.00	56.7	57.00	1,827.52	1,845.29	0.0	0.00	31.0	11.00	25.8	46.00	16,356.44	10,544.71	8.2	6.20	7.80	7.80
Saturday 28 Mar20	18,183.95	15,947.00	56.7	38.00	1,827.52	1,231.32	0.0	0.00	31.0	5.00	25.8	33.00	16,356.44	14,715.68	8.2	8.80	9.90	10.00
Sunday 29 Mar20	18,183.95	19,161.00	56.7	74.00	1,827.52	2,390.94	0.0	0.00	31.0	24.00	25.8	50.00	16,356.44	16,770.06	8.2	10.00	11.50	11.30
Survey Adjustment	Sur Adj	7,957.00		0.70		-626.03		0.00		2.10		-1.40		8,583.03		3.80	0.50	0.75
TOTAL WEEK 13	116,680.36	99,369.00	364.1	284.20	11,726.56	8,543.00	0.00	0.00	198.6	75.10	165.53	209.10	104,953.80	90,826.00	52.39	49.00	57.70	55.85
MTD F/Cast vs. Actual	366,241.50	323,698.99	1,422.35	1,219.00	45,837.80	36,655.00	0.00	0.00	705.96	391.90	716.39	827.10	320,403.69	287,044.99	159.93	133.20		
MTD Var to F/Cast	-42,543	88.4%	-203.35	85.7%	-9,183	80.0%	0.00		-314.06	55.5%	110.71	115.5%	-33,358.70	89.6%	-26.73	83.3%		
Month Total Forecast	366,241		1,422		45,838		0		706		716		320,404		159.9			
MOP02	366,241	323,699	1,422	1,219.0	45,838	36,655.0	0	0.0	706	391.9	716	827.1	320,404	287,045	160	133		
Var to MOP	-42,542	88.4%	(203.3)	85.7%	(9,183.0)	0.0%	0.0		(314.1)	55.5%	110.7	115.5%	-33,359	89.6%	-27	83.3%		
Business Plan 19MOP10	385,743	323,699	1,073	1,219.0	33,904	36,655.0	275	0.0	694	391.9	104	827.1	351,839	287,045	176	133		
Var to BP	-62,044	83.9%	146.0	113.6%	2,751.0	0.0%	(275.0)		(302.1)	56.5%	723.1	795.3%	-64,794	81.6%	-43	75.7%		